



AVAILABLE SUITE B106

1,400 SF
 \$37.00/PSF/YR, NNN
 NNN \$8.05/SF
 Do not disturb Tenant.
 Space is deliverable on a mutually agreed on date.

LEASE PENDING SUITE B107

1,400 SF
 \$37.00/PSF/YR, NNN
 NNN \$8.05/SF

AVAILABLE SUITE E104

2,100 SF
 \$40.00/PSF/YR, NNN
 NNN \$7.38/SF
 Available 07/01/2026



BOTHELL EVERETT HWY

153RD ST SE



MILL CREEK TOWN CENTER

MILL CREEK TOWN CENTER ~ 15310 MAIN STREET MILL CREEK, WA 98012

Featuring over 80 stores, including retail boutiques, anchor stores, high-end grocery, restaurants and services. A unique and a beautiful place to explore guests spend the day wandering, shopping, enjoying a great meal, and utilizing its services. Seasonal events draw year-round foot traffic. *One Street. Endless Experiences.*

STEVEN E OLSEN
 425.283.5465
 steveo@jshproperties.com

TENANT	RSF
BUILDING J BOSTON PIZZA	6,254
BUILDING K GOLDFISH SWIM SCHOOL	10,811
BUILDING L CHINA CITY	5,000
BUILDING M	
STE 101 HOT IRON MONGOLIAN GRILL	2,640
STE 103 WINDERMERE REAL ESTATE	1,646
STE 104 BANFIELD ANIMAL HOSPITAL	2,500
STE 106 MILL CREEK WELLNESS CENTER	1,645
STE 107 CLAY PIT CUISINE OF INDIA	2,244
STE 201 THE EVERETT CLINIC	11,996
STE 301 SOUND AUDIOLOGY & HEARING AIDS	2,203
STE 303 THE EVERETT CLINIC	8,290
BUILDING N	
STE 101 COLDWELL BANKER BAIN	3,147
STE 103 EDWARD D. JONES & CO	1,431
STE 104 PEOPLE'S BANK	2,800
BUILDING P	
STE 101 TABLAS WOODSTONE TAVERNA	3,085
STE 104 JOHN L. SCOTT REAL ESTATE	2,965
BUILDING R MIRA VIDA CONDOMINIUMS	
STE C101 SKOLD FAMILY TRUST	1,088
STE C103 ALL NEW AGAIN	1,464
STE C105 DUNCAN MCROBERTS ASSOC	603
STE C107 NOBLE ESCROW SERVICES	1,048

AVAILABLE SUITE B106
1,400 SF
\$37.00/PSF/YR, NNN
NNN \$8.05/SF
Do not disturb Tenant.
Space is deliverable on a mutually agreed on date.

LEASE PENDING SUITE B107
1,400 SF
\$37.00/PSF/YR, NNN
NNN \$8.05/SF

****B106 & B107 CAN BE COMBINED.**

AVAILABLE SUITE E104
2,100 SF
\$40.00/PSF/YR, NNN
NNN \$7.38/SF
Do not disturb Tenant.
Available 07/01/2026

LEASE PENDING



TENANT	RSF
BUILDING B	
STE 101 THE JEWELRY SOURCE	1,800
STE 102 MOMO SUSHI	1,705
STE 103 LILAC & LEMON	1,200
STE 104 SOLID MODERN TERIYAKI	1,200
STE 105 MILL CREEK PRESCHOOL A BETTER CHILD CARE PARTNERS	1,200
STE 106 SHIFT SET GO (See site plan info)	1,400
STE 107 LEASE PENDING	1,400
BUILDING C LEASE PENDING (Former Starbucks)	1,800
BUILDING D	
STE 101 NORTHERN PUBLIC HOUSE	2,776
STE 103 SUPERCUTS	1,200
STE 104 TUTU SCHOOL	1,200
STE 105 COLD STONE CREAMERY	1220
BUILDING E	
STE 101 PADDYWACK	2,200
STE 102 INSPA	2,070
STE 103 EYE SOCIETY	1,881
STE 104 NW PHARMACEUTICAL (See site plan info)	2,100
BUILDING F SEATTLE GYMNASTICS ACADEMY	16,335
BUILDING G	
STE 101 SAWMILL CAFE	3,495
STE 102 GO WIRELESS	1,716
BUILDING H	
STE 101 GENTLE DENTAL	3,500
STE 102 NOTHING BUNDT CAKES	1,500

THE INFORMATION CONTAINED HEREIN HAS BEEN GIVEN TO US BY SOURCES WE DEEM RELIABLE. WE HAVE NO REASON TO DOUBT ITS ACCURACY, BUT WE DO NOT GUARANTEE IT. ALL INFORMATION SHOULD BE VERIFIED PRIOR TO PURCHASE OR LEASE.

AVAILABLE
SUITE E104

2,100 SF

\$40.00/PSF/YR, NNN

NNN \$7.38/SF

Available 07/01/2026



NORTHWEST
PHARMACEUTICAL
COMPOUNDING

kate's gifts
...enjoy the present



** B106 & B107 CAN BE COMBINED.

**AVAILABLE
SUITE B106**

1,400 SF

\$37.00/PSF/YR, NNN

NNN \$8.05/SF

Do not disturb Tenant.
Space is deliverable on
a mutually agreed on date.

**LEASE PENDING
SUITE B107**

1,400 SF

\$37.00/PSF/YR, NNN

NNN \$8.05/SF






THE INFORMATION CONTAINED HEREIN HAS BEEN GIVEN TO US BY SOURCES WE DEEM RELIABLE. WE HAVE NO REASON TO DOUBT ITS ACCURACY, BUT WE DO NOT GUARANTEE IT. ALL INFORMATION SHOULD BE VERIFIED PRIOR TO PURCHASE OR LEASE.



KEY FACTS

1 MILE RADIUS

EDUCATION



14,697

Population



Median Age



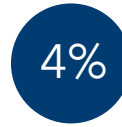
2.3

Average Household Size



\$166,481

Average Household Income (Esri)



No High School Diploma



14%

High School Graduate



26%

Some College



56%

Bachelor's/Grad/Prof Degree

EMPLOYMENT

BUSINESS



77%

White Collar



15%

Blue Collar



7%

Services



556

Total Businesses



5,176

Total Employees

ANNUAL HOUSEHOLD SPENDING

ANNUAL LIFESTYLE SPENDING



\$3,375

Apparel & Services



\$403

Computers & Hardware



\$5,759

Eating Out



\$4,624

Travel



\$122

Theatre/Operas/Concerts



\$94

Movies/Museums/Parks



\$10,309

Groceries



\$9,983

Health Care



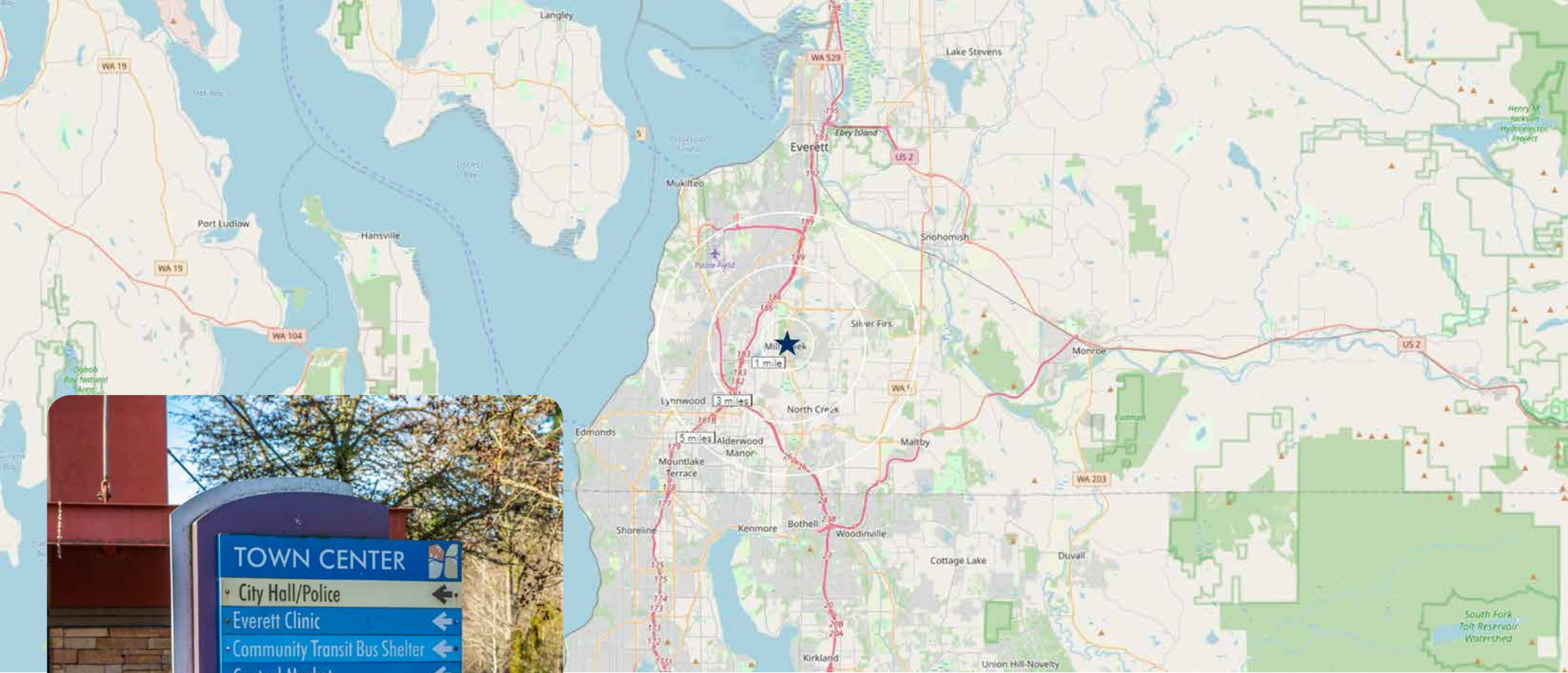
\$101

Sports Events



\$13

Online Games



Mill Creek encompasses a large suburban area about 13 miles northeast of Downtown Seattle.

A rapidly urbanizing city with a dense town center and sprawling suburban developments, the population consists of enterprising professionals and savvy suburbanites. Retail is robust with an all-time low vacancy rate of 1%. (Source: CoStar MillCreek Retail Report 2023)



2025 DEMOGRAPHICS	1 MILE	3 MILE	5 MILE
Population	14,697	170,412	357,320
Daytime Population	12,798	120,888	289,254
Households	6,318	62,739	131,211
Avg. HH Income	\$166,481	\$150,008	\$147,886

THE INFORMATION CONTAINED HEREIN HAS BEEN GIVEN TO US BY SOURCES WE DEEM RELIABLE. WE HAVE NO REASON TO DOUBT ITS ACCURACY, BUT WE DO NOT GUARANTEE IT. ALL INFORMATION SHOULD BE VERIFIED PRIOR TO PURCHASE OR LEASE.