


BEL-RED BOULDERS
OPENING SOON!
EDGEWORKS ALL NEW BOULDERING GYM

DETAILS



OPENING
SPRING 2024



1,258 SF AVAILABLE

\$55.00, NNN

NON-COMPETING RESTAURANTS OKAY.



**New Tenant
Opening Soon!**
4,550 SF



**Pony Express Mail &
Business Center
Opening Soon!**



Evergreen Village

140TH AVE NE AND NE BEL-RED ROAD BELLEVUE, WA 98005

Steven E. Olsen

425.283.5465

steveo@jshproperties.com

jshproperties.com



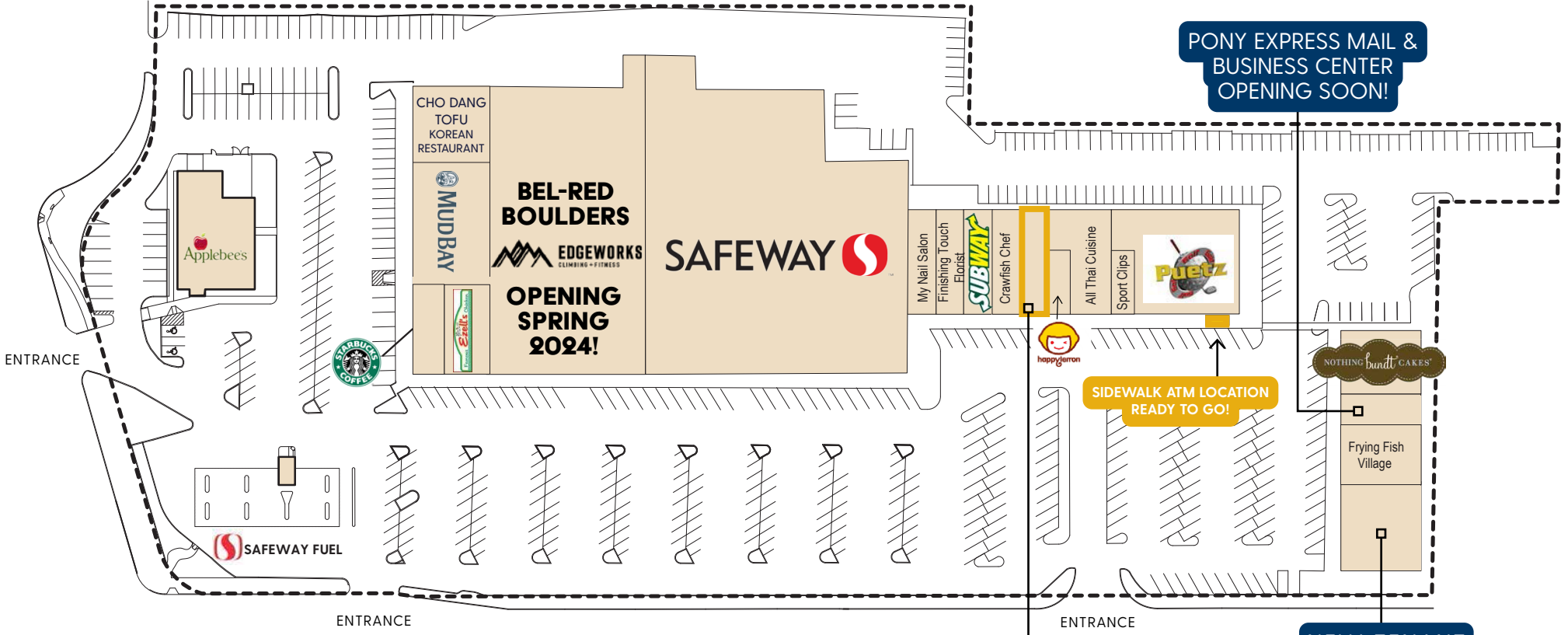
1,258 SF AVAILABLE
 \$55.00, NNN
 NON-COMPETING RESTAURANTS OKAY.



- » **ANCHORS:** Safeway Grocery & Gas, Applebee's, Puetz Golf and Bel-Red Boulders (Opening Spring 2024).
- » Strong neighborhood center with great visibility and access.
- » Located within 5 minutes to Spring District and Bel/Red 130th Light Rail Station (2024).



EVERGREEN VILLAGE



ENTRANCE

ENTRANCE

ENTRANCE

1,258 SF Available
\$55.00, NNN

Complimentary and not competing restaurant okay. No existing restaurant improvements. Space will be delivered in gray shell with a tenant improvement contribution for shell work to be completed with new tenant's work.

**NEW TENANT
OPENING SOON!
4,550 SF**

2024 BUDGET

NNN = \$9.41

THE INFORMATION CONTAINED HEREIN HAS BEEN GIVEN TO US BY SOURCES WE DEEM RELIABLE, WE HAVE NO REASON TO DOUBT ITS ACCURACY, BUT WE DO NOT GUARANTEE IT. ALL INFORMATION SHOULD BE VERIFIED PRIOR TO PURCHASE OR LEASE. LOT LINES, SITE PLANS, AND FLOOR PLANS ARE NOT TO SCALE AND SHOULD BE VERIFIED INDEPENDENTLY.

MICROSOFT HEADQUARTERS
1.9 MILES

VEHICLES PER DAY: BEL-RED ROAD
23,000

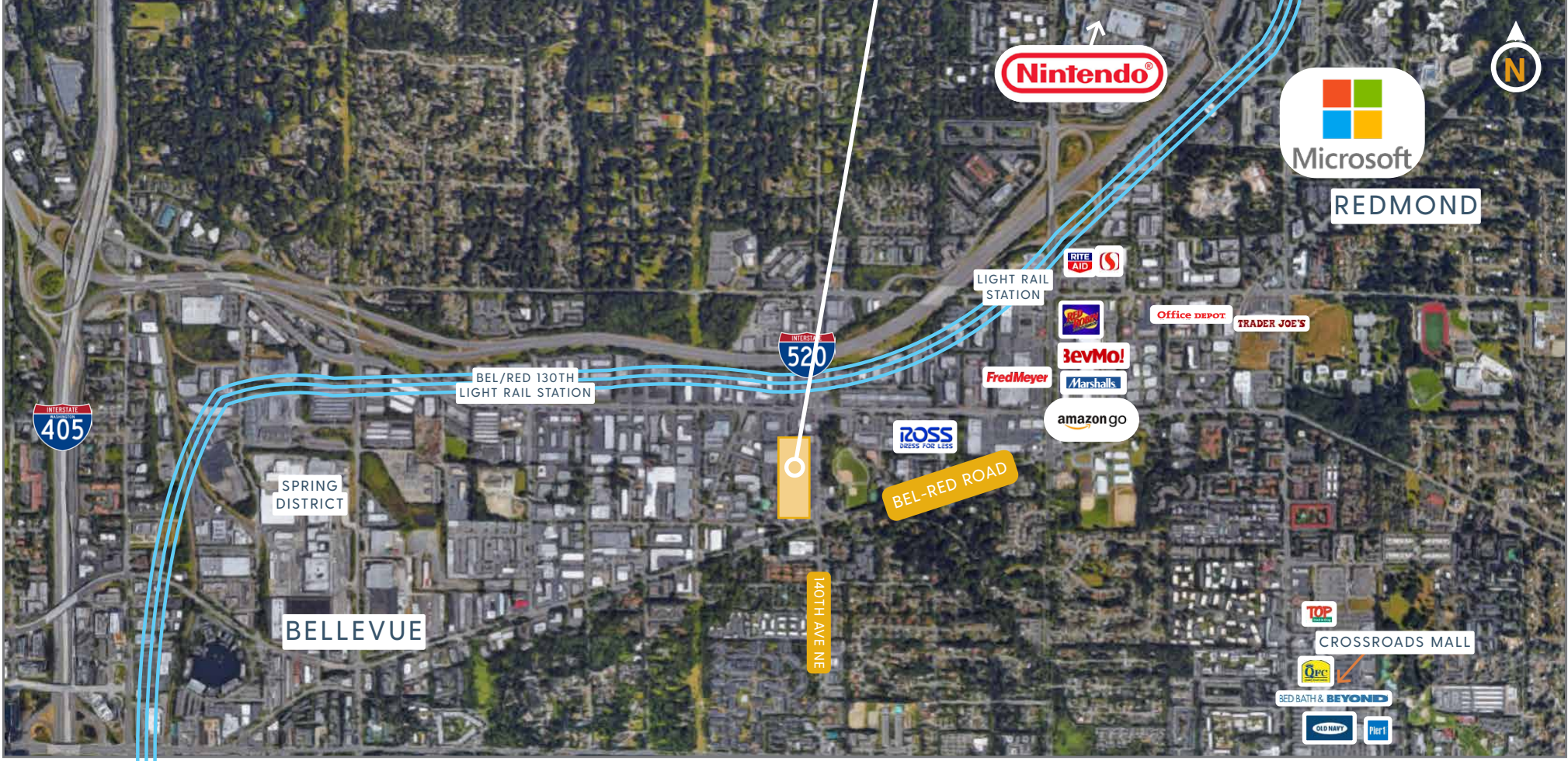
DOWNTOWN BELLEVUE
2.6 MILES

VEHICLES PER DAY: 140TH AVE NE
18,210



BEL-RED BOULDERS
OPENING SOON!
EDGEWORKS ALL NEW
BOULDERING GYM

EVERGREEN VILLAGE



THE INFORMATION CONTAINED HEREIN HAS BEEN GIVEN TO US BY SOURCES WE DEEM RELIABLE, WE HAVE NO REASON TO DOUBT ITS ACCURACY, BUT WE DO NOT GUARANTEE IT. ALL INFORMATION SHOULD BE VERIFIED PRIOR TO PURCHASE OR LEASE. LOT LINES, SITE PLANS, AND FLOOR PLANS ARE NOT TO SCALE AND SHOULD BE VERIFIED INDEPENDENTLY.

Bellevue/Redmond Trade area customer base is affluent with an average household family income of \$162,058 within a 3 mile radius. Microsoft headquarters is located less than two miles from shopping center.

DEMOGRAPHICS

	1 MILE	3 MILE	5 MILE
Population	18,017	128,584	256,913
Daytime Population	24,164	179,998	322,535
Households	7,186	54,363	107,032
Avg. HH Income	\$154,731	\$162,058	\$172,428

EVERGREEN VILLAGE

