



MILL CREEK TOWN CENTER

MILL CREEK TOWN CENTER ~ 15310 MAIN STREET MILL CREEK, WA 98012

Featuring over 80 stores, including retail boutiques, anchor stores, high-end grocery, restaurants and services. A unique and a beautiful place to explore guests spend the day wandering, shopping, enjoying a great meal, and utilizing its services. Seasonal events draw year-round foot traffic. *One Street. Endless Experiences.*

STEVEN E OLSEN
425.283.5465
steveo@jshproperties.com

 JSH | PROPERTIES, INC.

TENANT	RSF
BUILDING J BOSTON PIZZA	6,254
BUILDING K GOLDFISH SWIM SCHOOL	10,811
BUILDING L CHINA CITY	5,000
BUILDING M	
STE 101 HOT IRON MONGOLIAN GRILL	2,640
STE 103 WINDERMERE REAL ESTATE	1,646
STE 104 BANFIELD ANIMAL HOSPITAL	2,500
STE 106 MILL CREEK WELLNESS CENTER	1,645
STE 107 CLAY PIT CUISINE OF INDIA	2,244
STE 201 THE EVERETT CLINIC	11,996
STE 301 AVAILABLE OFFICE	2,203
STE 303 THE EVERETT CLINIC	8,290
BUILDING N	
STE 101 COLDWELL BANKER BAIN	3,147
STE 103 EDWARD D. JONES & CO	1,431
STE 104 PEOPLE'S BANK	2,800
BUILDING P	
STE 101 TABLAS WOODSTONE TAVERNA	3,085
STE 104 JOHN L. SCOTT REAL ESTATE	2,965
BUILDING R	
STE C101 SKOLD FAMILY TRUST	1,088
STE C103 ALL NEW AGAIN	1,464
STE C105 DUNCAN MCROBERTS ASSOC	603
STE C107 NOBLE ESCROW SERVICES	1,048



TENANT	RSF
BUILDING A	
STE 101 THE JEWELRY SOURCE	1,800
STE 102 MOMO SUSHI	1,705
STE 103 LILAC & LEMON	1,200
STE 104 SOLID MODERN TERIYAKI	1,200
STE 105 AVAILABLE	1,200
STE 106 SHIFT SET GO	1,400
STE 107 CITYWIDE HOME LOANS	1,400
BUILDING C STARBUCKS	1,800
BUILDING D	
STE 101 NORTHERN PUBLIC HOUSE	2,776
STE 103 SUPERCUTS	1,200
STE 104 EXPEDIA CRUISE SHIP CENTER	1,200
STE 105 COLD STONE CREAMERY	1220
BUILDING E	
STE 101 PADDYWACK	2,200
STE 102 INSPA	2,070
STE 103 EYE SOCIETY	1,881
STE 104 NW PHARMACEUTICAL	2,100
BUILDING F AVAILABLE	16,303
BUILDING G	
STE 101 SAWMILL CAFE	3,495
STE 102 GO WIRELESS	1,716
BUILDING H	
STE 101 GENTLE DENTAL	3,500
STE 102 NOTHING BUNDT CAKES	1,500

THE INFORMATION CONTAINED HEREIN HAS BEEN GIVEN TO US BY SOURCES WE DEEM RELIABLE. WE HAVE NO REASON TO DOUBT ITS ACCURACY, BUT WE DO NOT GUARANTEE IT. ALL INFORMATION SHOULD BE VERIFIED PRIOR TO PURCHASE OR LEASE.

BUILDING F



**RETAIL/SERVICE
AVAILABLE
BUILDING F
16,303 SF**



SUITE 105




**RETAIL AVAILABLE
SUITE 105
1,200 SF**

EAST ENTRANCE



WEST ENTRANCE

THE INFORMATION CONTAINED HEREIN HAS BEEN GIVEN TO US BY SOURCES WE DEEM RELIABLE. WE HAVE NO REASON TO DOUBT ITS ACCURACY, BUT WE DO NOT GUARANTEE IT. ALL INFORMATION SHOULD BE VERIFIED PRIOR TO PURCHASE OR LEASE.



THE INFORMATION CONTAINED HEREIN HAS BEEN GIVEN TO US BY SOURCES WE DEEM RELIABLE. WE HAVE NO REASON TO DOUBT ITS ACCURACY, BUT WE DO NOT GUARANTEE IT. ALL INFORMATION SHOULD BE VERIFIED PRIOR TO PURCHASE OR LEASE.




THE INFORMATION CONTAINED HEREIN HAS BEEN GIVEN TO US BY SOURCES WE DEEM RELIABLE. WE HAVE NO REASON TO DOUBT ITS ACCURACY, BUT WE DO NOT GUARANTEE IT. ALL INFORMATION SHOULD BE VERIFIED PRIOR TO PURCHASE OR LEASE.

KEY FACTS

1 MILE RADIUS

EDUCATION



14,673

Population



Median Age



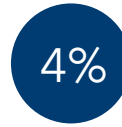
2.3

Average Household Size



\$148,580

2022 Average Household Income (Esri)



No High School Diploma



15%

High School Graduate



32%

Some College



49%

Bachelor's/Grad/Prof Degree

EMPLOYMENT

BUSINESS



74%

White Collar



17%

Blue Collar



9%

Services



514

Total Businesses



4,099

Total Employees

ANNUAL HOUSEHOLD SPENDING

ANNUAL LIFESTYLE SPENDING



\$3,421

Apparel & Services



\$278

Computers & Hardware



\$6,139

Eating Out



\$4,132

Travel



\$135

Theatre/Operas/Concerts



\$145

Movies/Museums/Parks



\$8,561

Groceries



\$9,360

Health Care



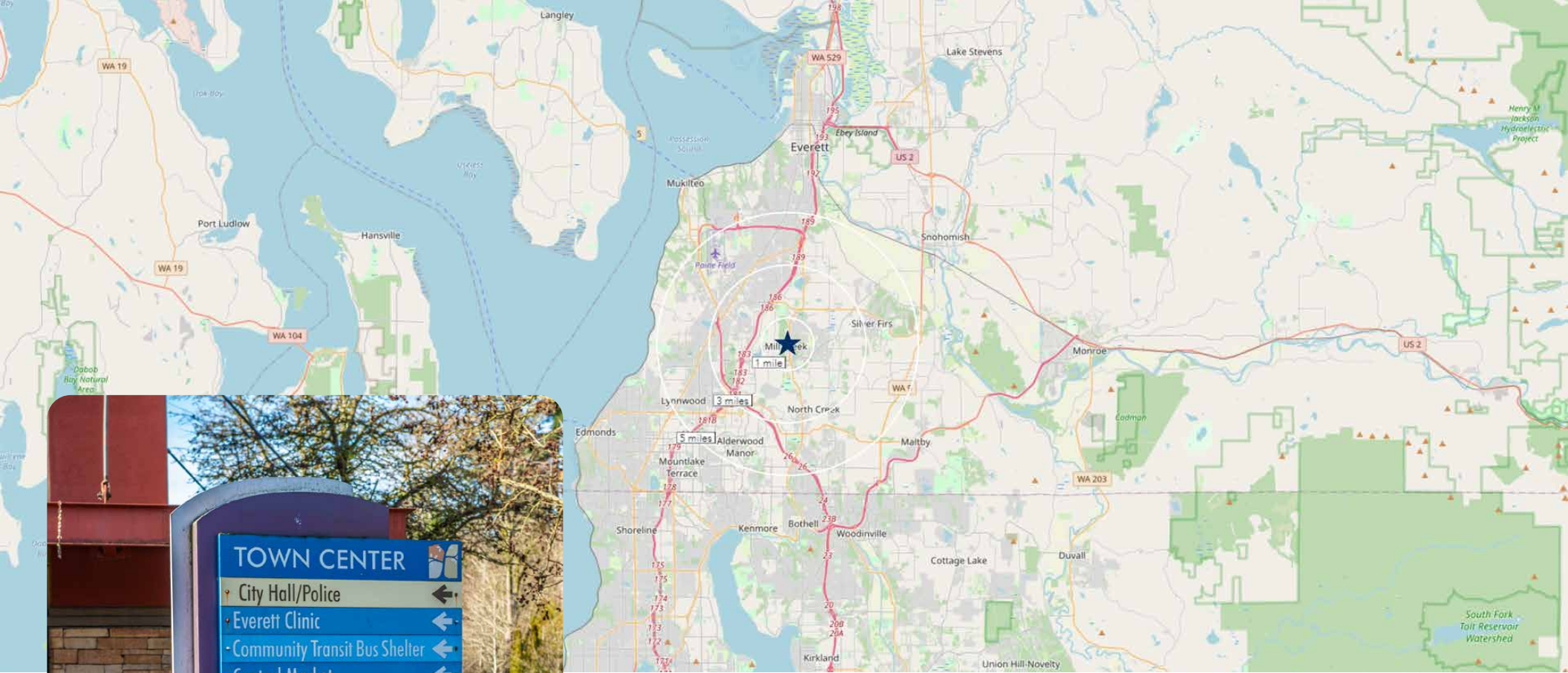
\$106

Sports Events



\$10

Online Games



Mill Creek encompasses a large suburban area about 13 miles northeast of Downtown Seattle.

A rapidly urbanizing city with a dense town center and sprawling suburban developments, the population consists of enterprising professionals and savvy suburbanites. Retail is robust with an all-time low vacancy rate of 1%. (Source: CoStar MillCreek Retail Report 2023)

2022 DEMOGRAPHICS	1 MILE	3 MILE	5 MILE
Population	14,673	165,618	344,678
Daytime Population	11,700	120,975	283,628
Households	6,305	60,415	125,952
Avg. HH Income	\$148,580	\$133,453	\$130,960

THE INFORMATION CONTAINED HEREIN HAS BEEN GIVEN TO US BY SOURCES WE DEEM RELIABLE. WE HAVE NO REASON TO DOUBT ITS ACCURACY, BUT WE DO NOT GUARANTEE IT. ALL INFORMATION SHOULD BE VERIFIED PRIOR TO PURCHASE OR LEASE.