



PREMIER CORNER SPACE AVAILABLE – Next to Trader Joe's on Upper Queen Anne!

2,800 SF RETAIL FOR LEASE AT QUEEN ANNE TOWNE | 1900 QUEEN ANNE AVE NORTH, SEATTLE, WA

Incredible retail opportunity at the top of Queen Anne — Seattle's top boutique neighborhood!

Join stellar co-tenants: Trader Joe's, Zeek's Pizza, Menchie's, Paper Source, Bartell's, Massage Envy and more...

Customer enjoy parking in building. Excellent visibility on the corner of Howe and Queen Anne Avenue North.

AARON BENNETT
206.859.4500
aaronb@jshproperties.com

ALEX VLASKI
425.505.2700
alexv@jshproperties.com

 JSH | PROPERTIES, INC.

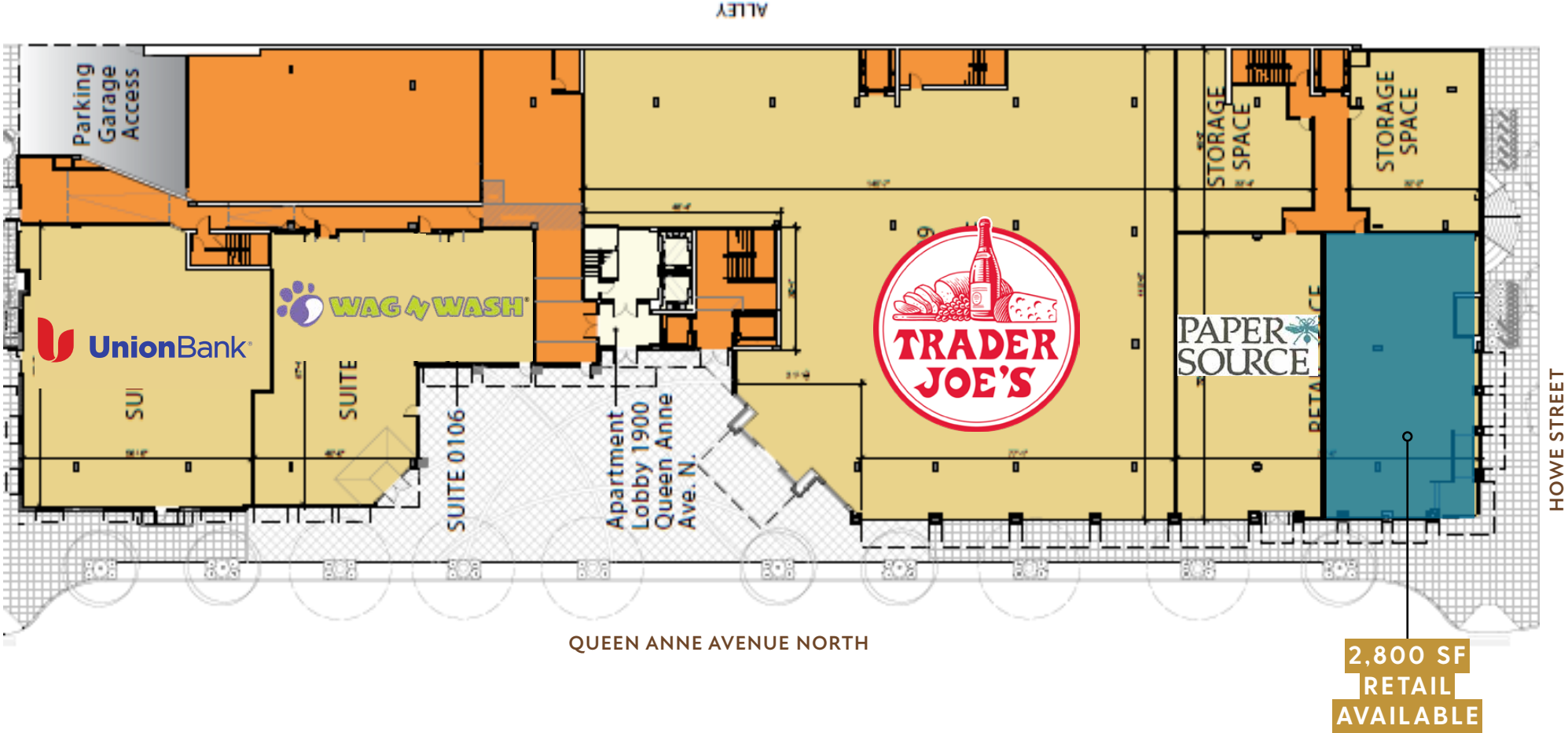


UNDER CONSTRUCTION
Seven-Story Mixed-Use Building
324 Residential Units
NEW 50,000 SF Safeway

SITE



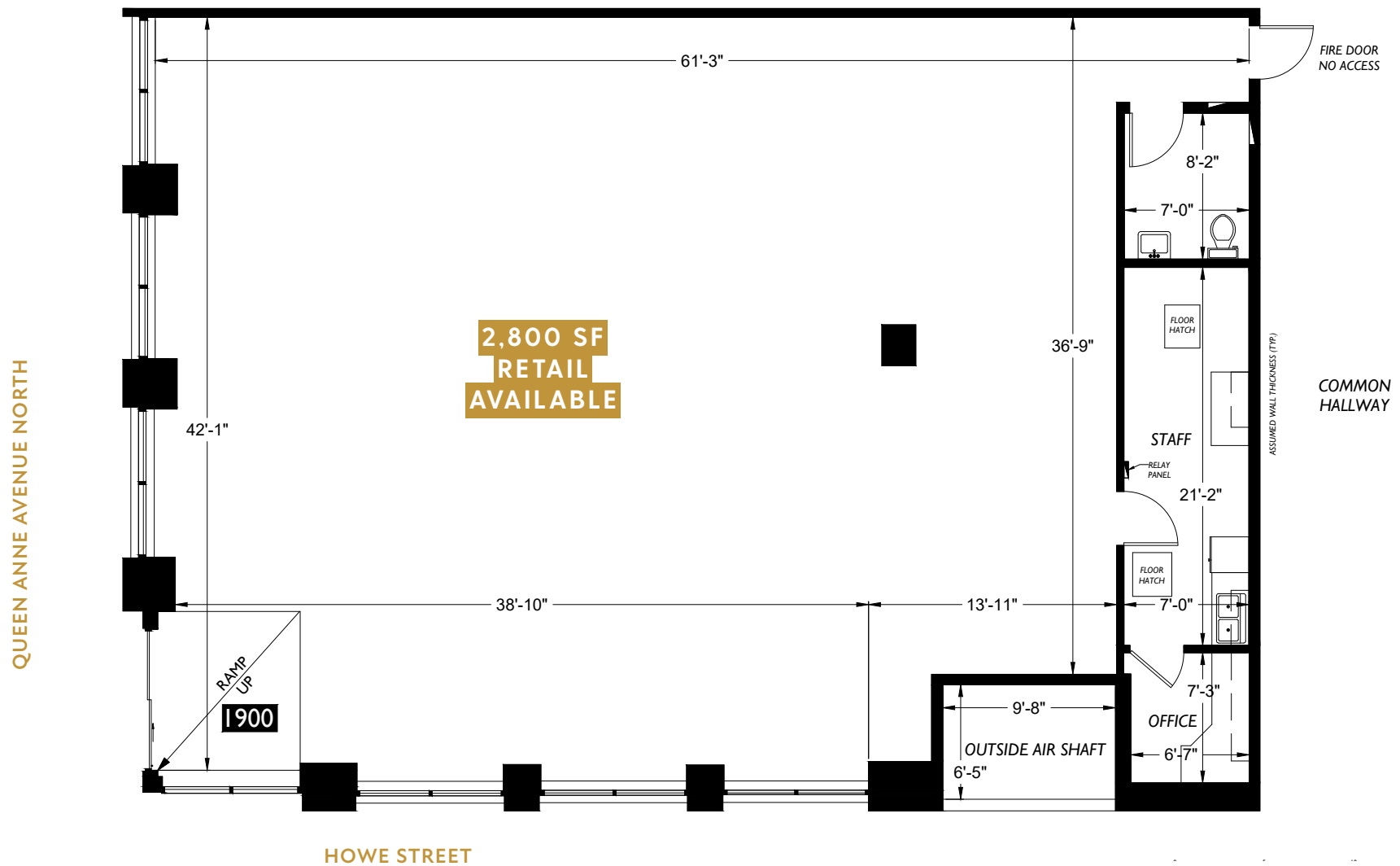
QUEEN ANNE TOWNE RETAIL | 1900 QUEEN ANNE AVE NORTH, SEATTLE, WA



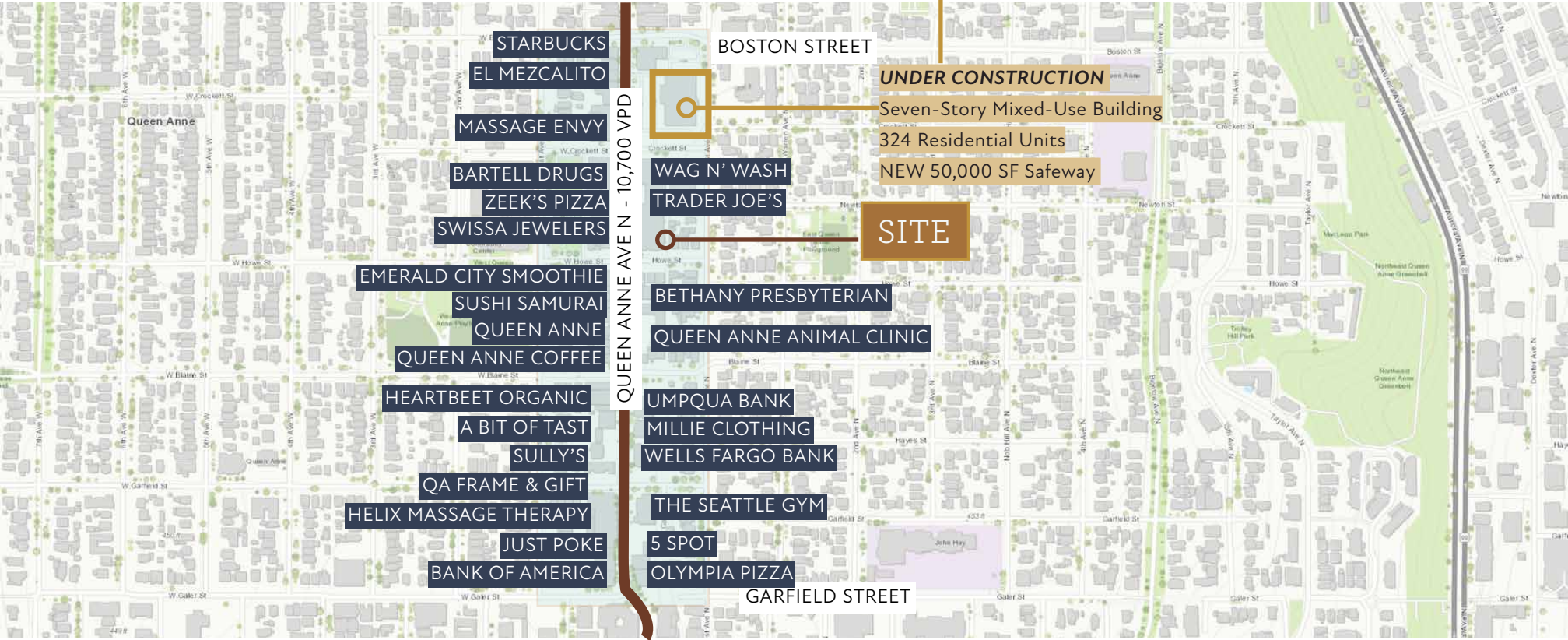
AVAILABLE	RSF	RENT	NNN	FEATURES
1900 QA	2,800	\$55.00/psf NNN	\$13.09	Prime Corner Space! 21-22' ceiling heights Abundant retail parking onsite

QUEEN ANNE TOWNE RETAIL | 1900 QUEEN ANNE AVE NORTH, SEATTLE, WA

AVAILABLE	RSF	RENT	NNN	FEATURES
1900 QA	2,800	\$55.00/psf NNN	\$13.09	Prime Corner Space! 21-22' ceiling heights Abundant retail parking onsite



Queen Anne Retail Core, a walker's paradise.



Demographics .05 MILE RADIUS

KEY FACTS



10,109

Population



39.9

Median Age



2.1

Average Household Size



\$223,087

2022 Average Household Income (Esri)



No High School Diploma



3%

High School Graduate



15%

Some College



81%

Bachelor's/Grad/Prof Degree

EMPLOYMENT



90%

White Collar



3%

Blue Collar



7%

Services



455

Total Businesses



3,051

Total Employees

BUSINESS

ANNUAL HOUSEHOLD SPENDING



\$5,242

Apparel & Services



\$422

Computers & Hardware



\$9,367

Eating Out



\$6,078

Travel



\$216

Theatre/Operas/Concerts



\$215

Movies/Museums/Parks



\$12,415

Groceries



\$12,438

Health Care



\$153

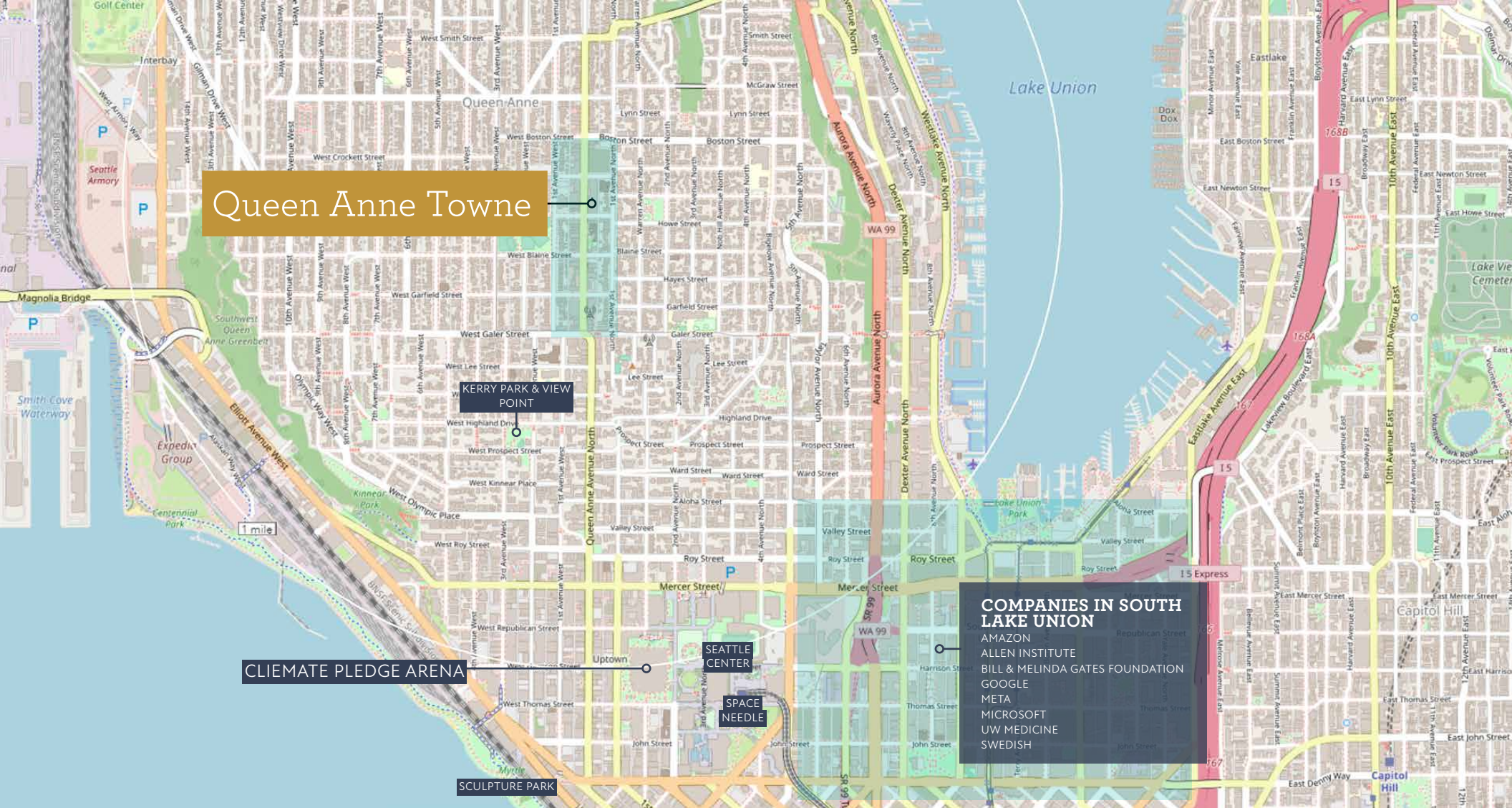
Sports Events



\$14

Online Games

ANNUAL LIFESTYLE SPENDING



Queen Anne Towne

KERRY PARK & VIEW POINT

CLIMATE PLEDGE ARENA

SPACE NEEDLE

SCULPTURE PARK

COMPANIES IN SOUTH LAKE UNION

AMAZON
ALLEN INSTITUTE
BILL & MELINDA GATES FOUNDATION
GOOGLE
META
MICROSOFT
UW MEDICINE
SWEDISH



The redeveloped Climate Pledge Arena:

- » Hosts The Kracken, professional hockey
- » Hosts the Seattle Storm and WNBA basketball
- » Provide a home for the NBA if a team returns to Seattle
- » Hosts top-tier arena concerts and family entertainment events
- » Seattle is home to one of the premier, historic live-entertainment venues in the world

2022 DEMOGRAPHICS	.05 MILE	1 MILE	3 MILE
Population	10,109	42,928	304,261
Daytime Population	8,532	44,397	498,217
Households	4,851	22,761	162,060
Avg. HH Income	\$223,087	\$190,689	\$168,567

THE INFORMATION CONTAINED HEREIN HAS BEEN PROVIDED BY THE OWNER OF THE PROPERTY OR OTHER SOURCES WE DEEM RELIABLE. WE HAVE NO REASON TO DOUBT ITS ACCURACY, BUT WE DO NOT GUARANTEE IT. SITE PLAN NOT TO SCALE. SITE PLAN AND TENANTS SUBJECT TO CHANGE. ALL INFORMATION SHOULD BE VERIFIED PRIOR TO PURCHASE OR LEASE.