

**BELLEVUE RETAIL AVAILABLE**

# Bel-East Shopping Center

1504 145TH PLACE SE | BELLEVUE, WA 98007



1,445 SF

ENDCAP

AVAILABLE

(with 30-day notice)

Within two miles of  
Microsoft Headquarters,  
& Downtown Bellevue.  
Anchored by QFC.

## ADDRESS

1504 145th Place SE  
Bellevue, WA 98007

## ASKING RENT

\$30.00psf/yr + \$8.20psf/yr NNN  
(NO FOOD, SALON OR MASSAGE USES)

## AVAILABLE

- 1,445 SF ENDCAP AVAILABLE\*  
\*with 30-day notice.
- Landlord is providing time for plans, permits and construction.
- QFC-Anchored neighborhood center with excellent visibility.
- Strong demographics in high traffic area.

## VEHICLES PER DAY

15,320 (145TH PL SE)

**ERNIE VELTON**

erniev@jshproperties.com

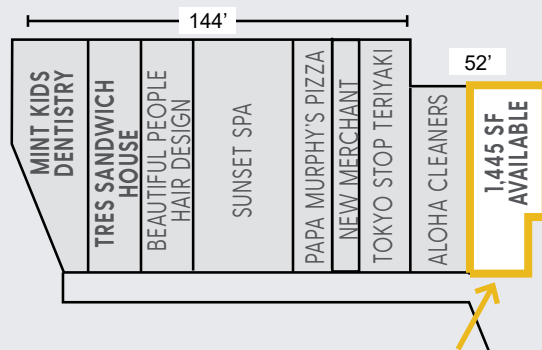
**REESE VELTON**

reesev@jshproperties.com

425.455.0500



# BEL-EAST SHOPPING CENTER

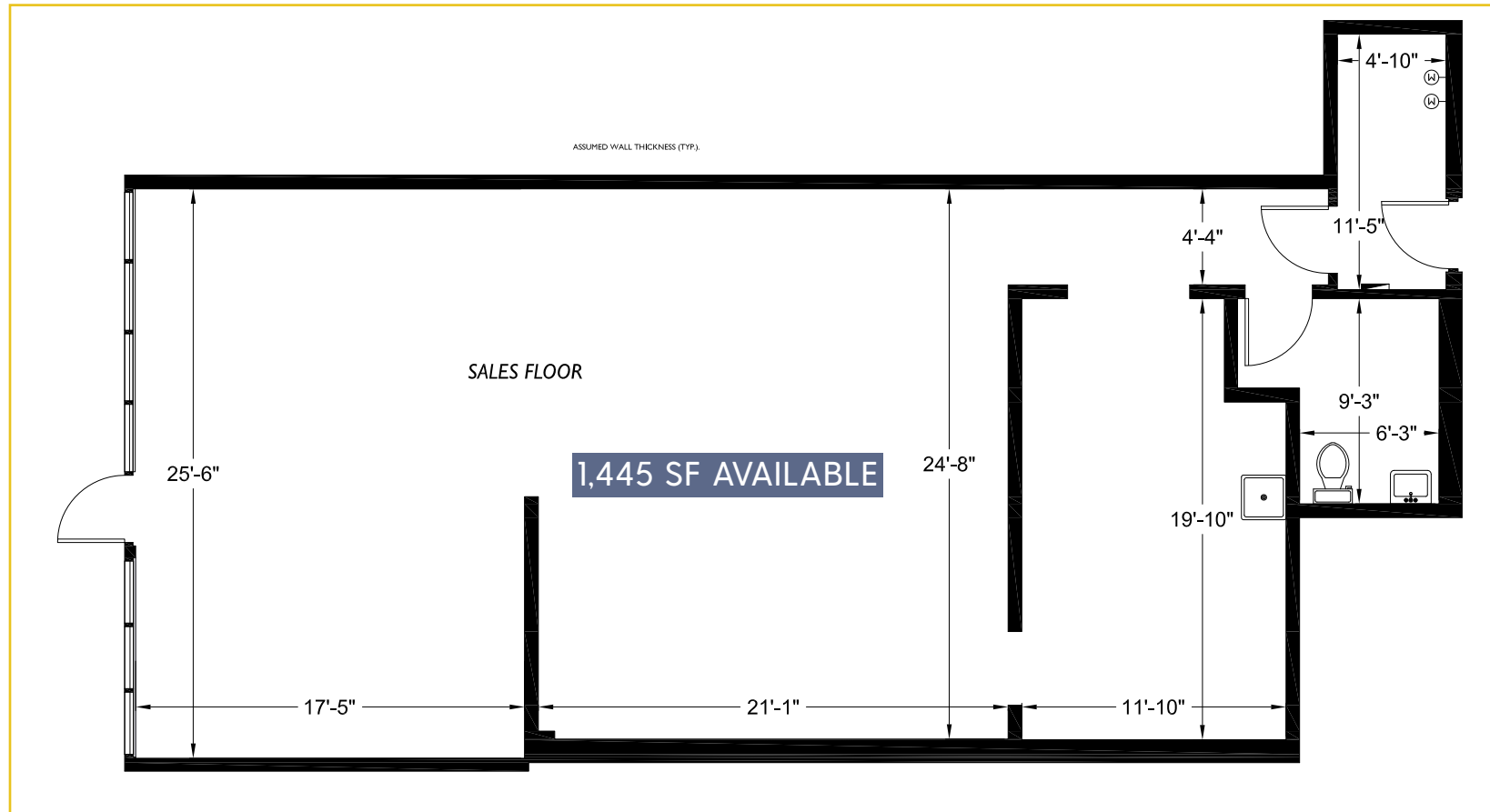


**1,445 SF**  
RETAIL SPACES AVAILABLE  
\$30.00 PSF/YR + \$8.20 NNN PSF/YR  
(NO FOOD, SALON OR MASSAGE USES)

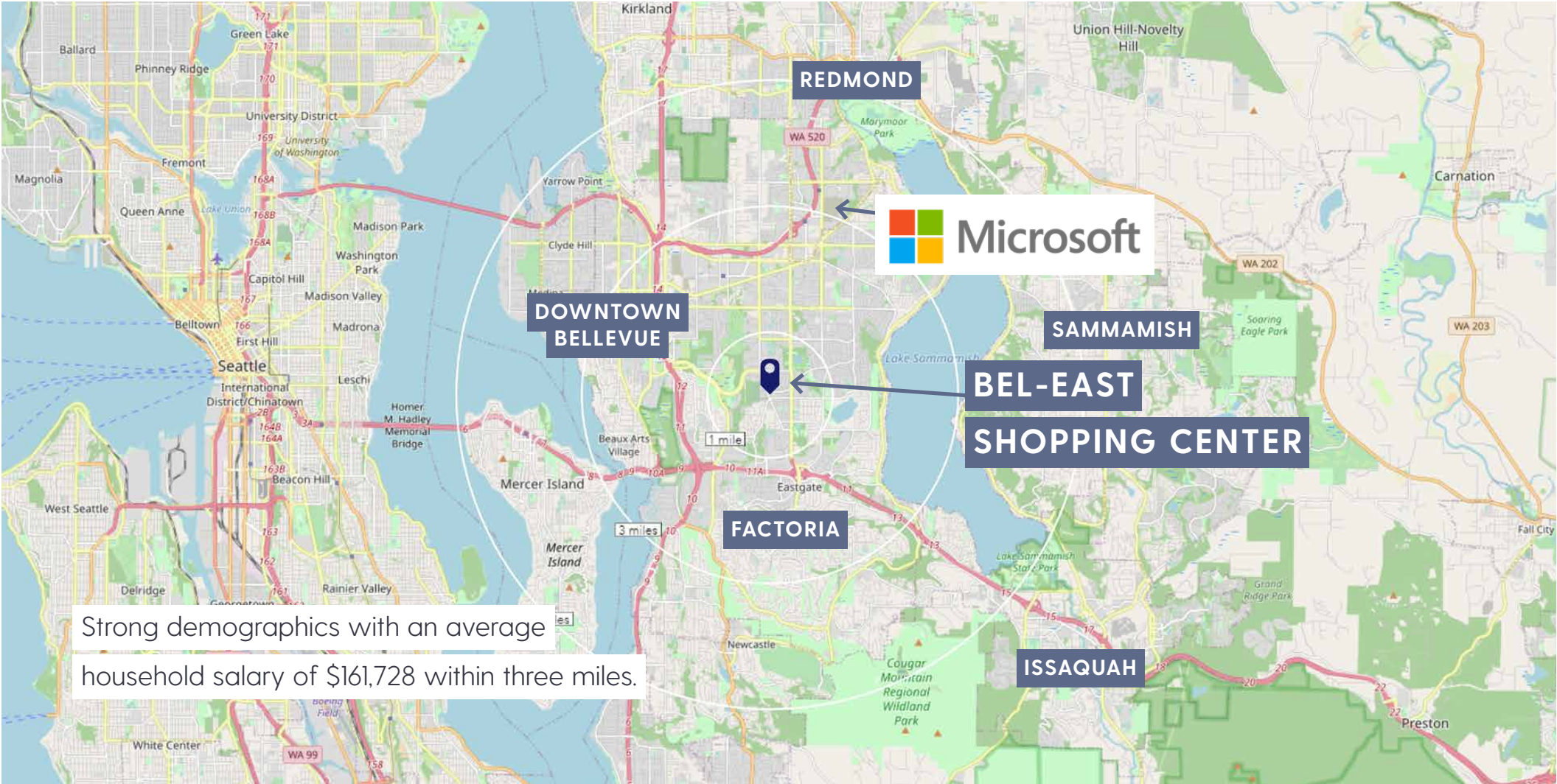


**BEL-EAST**

**SHOPPING CENTER**







## 2022 DEMOGRAPHICS

	1 MILE	3 MILE	5 MILE
Population	13,788	117,266	241,594
Daytime Population	13,623	158,166	288,542
Households	5,287	48,650	96,713
Avg. Household Income	\$133,971	\$161,728	\$180,243



BEL EAST SHOPPING CENTER RETAIL AVAILABLE | 4 |