



RETAIL AVAILABLE

JOIN
 WHOLE FOODS
 BARTELL DRUGS
 GUITAR CENTER
 MUD BAY

LEVEL	ADDRESS	SF	DETAILS
Plaza	6417 12th Ave NE Seattle, WA 98115	1,898	Former Starbucks.
Plaza	1033 NE 65th St, Seattle, WA 98115	900	Adjacent to Starbucks. Across the street from the new light rail station.
Plaza	6407 12th Ave NE, Seattle, WA 98115	5,070	Adjacent to Bartell Drugs and Daiso

2,798 SF COMBINED

ROOSEVELT SQUARE

1027 NE 65TH STREET, SEATTLE WA 98115


**Regency
 Centers.**

JOHN CHELICO

425.455.0500 | johnc@jshproperties.com

jshproperties.com

JSH | PROPERTIES, INC.



2,798 SF
AVAILABLE

ROOSEVELT SQUARE



5,070 SF
AVAILABLE





ROOSEVELT SQUARE



ROOSEVELT SQUARE SITE MAP



2,798 SF COMBINED

UPPER LEVEL

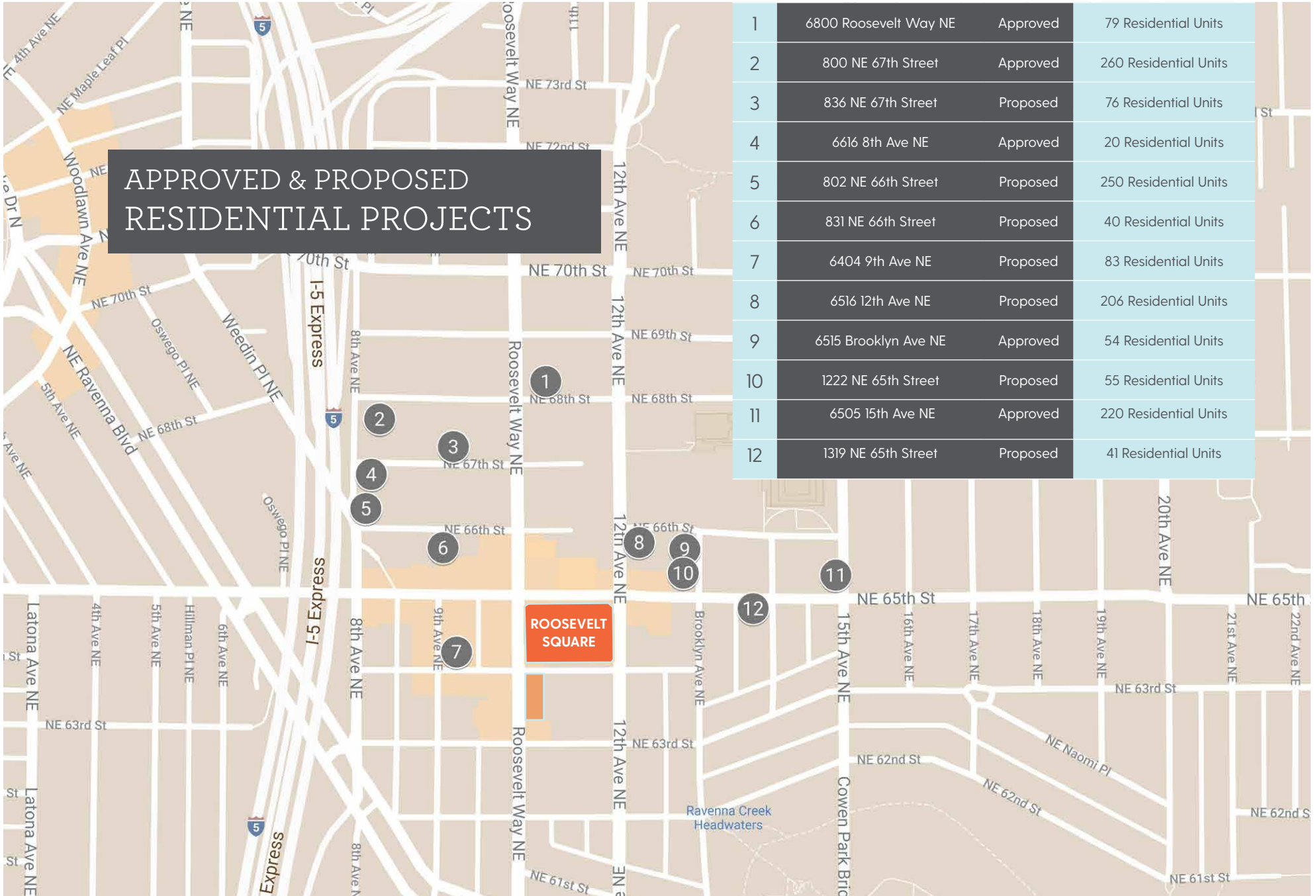


AVAILABLE
 LEASED
 NAP (NOT A PART)

2,798 SF COMBINED

10	Chase Bank	1,446
101	Swedish Primary Care	4,000
12	Mud Bay	7,200
15	AVAILABLE	5,070
16	Bartell Drugs	15,514
18	AVAILABLE	1,898
20	AVAILABLE	900
22	Mathnasium	1,126
24	Sport Clips	1,012
26	Taco Del Mar	946
28	The UPS Store	1,345
30	Guitar Center	15,434
33	Whole Foods	49,885
37	LA Fitness	7,357
1A	LA Fitness	30,051
6	Mattress Firm	5,660
5	Barre 3	1,458







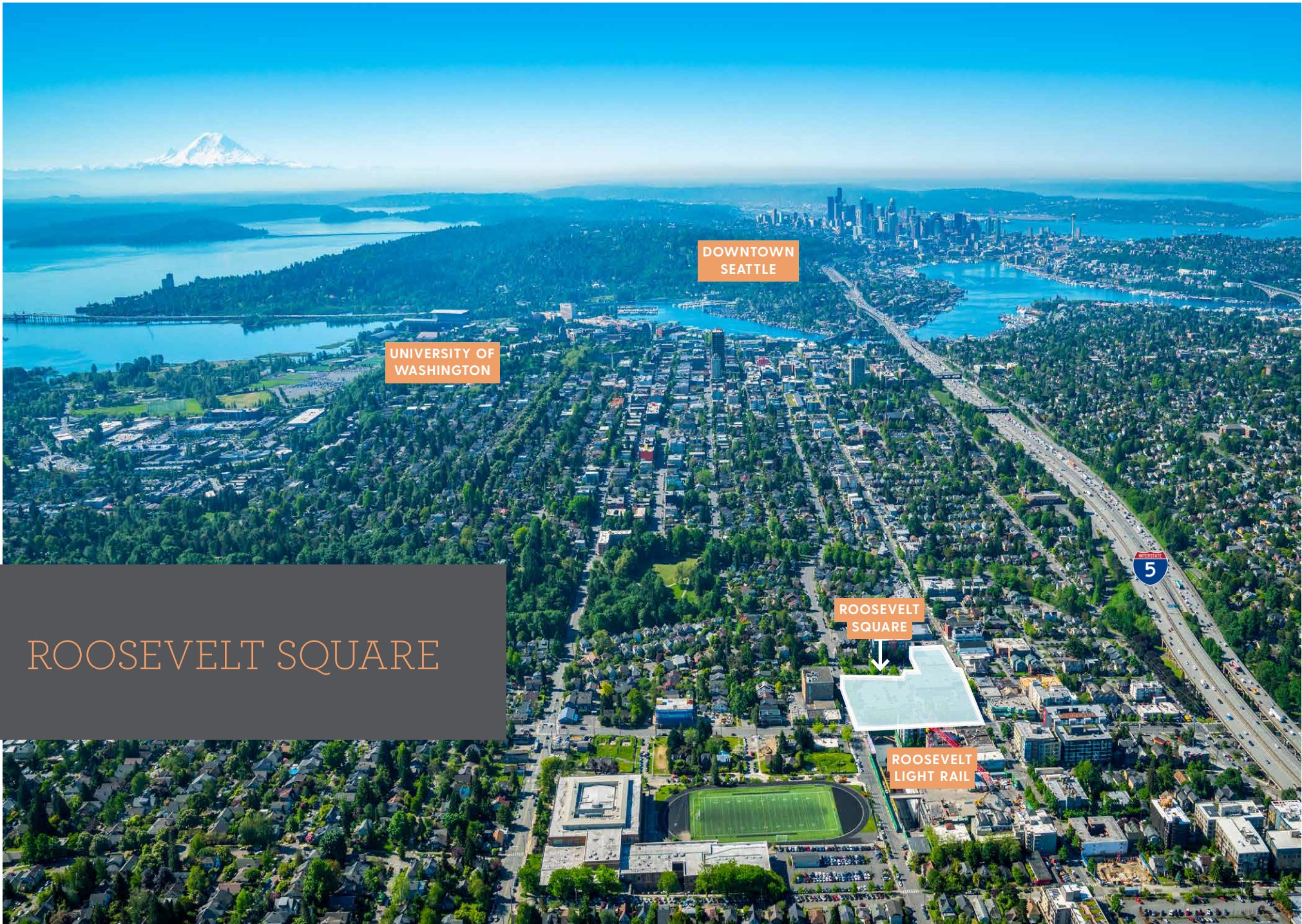
2022 DEMOGRAPHICS

	1 MILE	3 MILE	5 MILE
POPULATION	44,615	255,381	554,953
DAYTIME POPULATION	35,286	259,689	680,306
HOUSEHOLDS	20,081	111,331	269,274
AVG. HOUSEHOLD INCOME	\$156,062	\$175,495	\$173,364



ROOSEVELT SQUARE





UNIVERSITY OF WASHINGTON

DOWNTOWN SEATTLE

ROOSEVELT SQUARE

ROOSEVELT LIGHT RAIL

ROOSEVELT SQUARE

KEY FACTS



44,615

Population



31.6

Median Age



2.1

Average Household Size



\$156,062

2022 Average Household Income (Esri)

EMPLOYMENT



84%

White Collar



6%

Blue Collar



10%

Services

KEY FACTS

44,615

Population



2.1

Average Household Size

31.6

Median Age

\$103,932

Median Household Income

1%

No High School Diploma



3%

High School Graduate



15%

Some College



80%

Bachelor's/Grad/Prof Degree

BUSINESS



1,387

Total Businesses



9,789

Total Employees



\$4,121

Travel



\$159

Movies/Museums/Parks



\$132,744,430

2022 Meals at Restaurants/Other

ANNUAL LIFESTYLE SPENDING